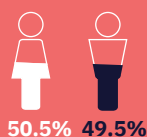


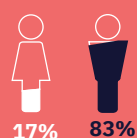
Women Entrepreneurship

Demographics



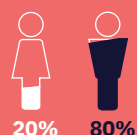
Women constituted **50.5%** of the economy's population in 2019. 66% of university graduates in 2021 were young women. Women graduate mostly in health and wellbeing (32.6%); business, administration, and law (19.0%); and arts, and humanities (15.0%).

Women-led Entities




- Out of all active legal entities contributing to Kosovo's* GDP in 2021, **only 17% had women owners or administrators.**
- Most of women's businesses are concentrated in wholesale and retail trade, specifically in retail sale of clothing, footwear and specialised stores, as well as in offering services such as hairdressing.
- Out of 3,735 new active enterprises registered in 2021, **33% were owned by women.**

Women-led Enterprises



- In 2021, women entrepreneurs in Kosovo* ran about **20% of enterprises in total** (where, women-owned businesses account for 17% of all businesses, but this includes physical persons registered with VAT numbers); however, they represent approximately 30% of new enterprises registered every year.
- **The average share** of women entrepreneurship in new enterprises in the **last five years has been 31%.**
- The best year for newly registered women's enterprises was 2021, when the **share of women owners or administrators** in new active enterprises **was 33%.**



Legal forms

The largest share of women in business in Kosovo* was observed in the category of **natural persons with 21%**, followed by individual businesses with 17% in 2021.



Size of Enterprise


Data from the Business Registration Agency show that in 2021, almost **70% of women-led enterprises** in Kosovo* are micro businesses with up to 9 workers. Around 24% of women businesses are small businesses, with up to 49 workers, around **5% are medium-sized businesses**, and less than 1% of women-owned enterprises are large businesses.



Activities (Top Industries)

- In 2021, **32% of active enterprises with women owners/administrators focused on wholesale and retail trade**, followed by other services at 20% and manufacturing with 11%. The sectors with the lowest representation of women are electricity, gas, steam, and air conditioning supply, and construction, which are largely dominated by men.

Women in Agriculture




- Out of 130,436 farmers in 2022, only 6,388 or **5% were women.**
- The share of registered women-owned enterprises working in agriculture increased to around **30% in 2019.**

**This designation is without prejudice to positions on status, and is in line with UNSCR 1244/1999 and the ICJ Opinion on the Kosovo declaration of independence.*

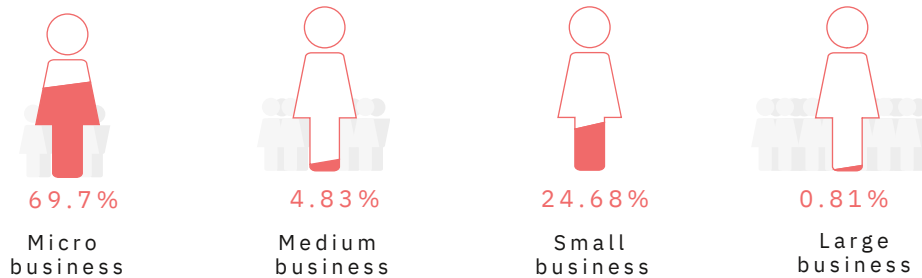
Women in self-employment (%) 2021



Active enterprises by gender of owner/administrator 2021

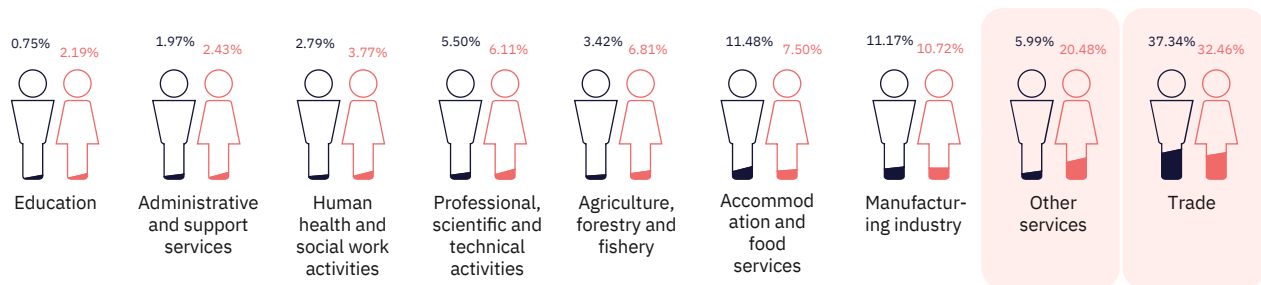


Active entities with women owner/manager by firm size (%) 2021



Active entities by gender of owner/administrator and economic activity (%) 2021


Top Industries for Women Entrepreneurs




Active by region and women owners/administrators 2021



New active enterprises by gender and type of entity, 2021



Agriculture enterprises by gender, 2015-2019



Source: The data in this infographic have been accessed from:

1. Kosovo* Agency of Statistics
2. The Kosovo* Business Registration Agency
3. Riinvest Institute